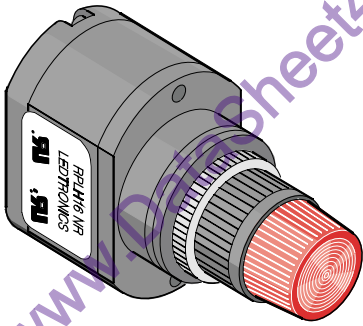


Simply the Best



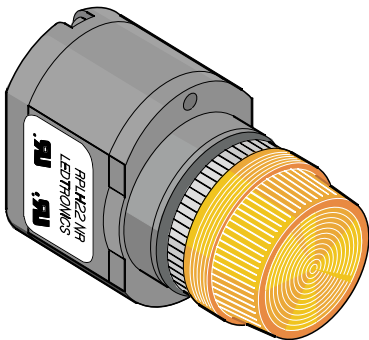
Series RPLH16

LEDTRONICS products are engineered to be the best in quality and performance. Working with years of field-learned knowledge, each product is designed for the environment in which it is to operate. Designed for screw-on mounting, lenses are independent of the lamp fixtures enabling lenses and the LED lamps to be easily changed. Lenses and holders are made of a rugged, polycarbonate (UL class UL94Vx) that withstands the rigors of industrial environments.

The RPLH series PilotLED Panel Mount Line is a fully integrated modular system that offers a variety of sizes, lens colors and voltages. LEDs are available in sunlight-visible colors such as red (660nm), orange (610nm), yellow (595nm), green (525nm), blue (470nm) and white (8000k). Holders incorporate captive terminal screws with self-lifting, pressure wire clamps that accept up to two 14-gauge wires.

Features

- Maintenance Free
- Long life / 100,000+ hours
- Solid state, high shock / vibration resistant
- Easy installation; easily modified
- Lamp holders meet UL industrial control E110070
- 1-year warranty
- Major cost savings
- Six colors available
- Reduces power consumption up to 80%



Series RPLH22

Applications

With many behind-the-panel depths available, LEDtronics Relampable Panel Mount LED Lamps and Holders (RPLH) are excellent choices for applications where space is restricted and aesthetics a consideration. LEDtronics Panel LED Lamps and Holders can be employed in utility monitoring boards, industrial control equipment, audio and intercom panels, broadcast equipment, nuclear power status stations, medical instrumentation, etc. . . .

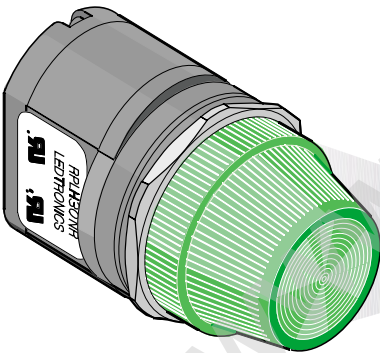
The lampholders are made of high quality Rynite moldings UL class UL94V0

Lens for the pilot lights are completely independent of the mount of the pilot light holder. They can be added or replaced at any time.

Lens - Fresnel design - Polycarbonate (Lexan) Material

Color - Amber, Blue, Clear, Green, Red, White, Yellow

Lampholders are UL listed industrial control E110075



Series RPLH30



Choice of Lens Colors

- Red ●
- Amber ●
- Yellow ●
- Green ●
- Blue ●
- White ○
- Clear ●



PilotLED® RPLH Panel Mount Lamp Assemblies

Environmental

Operating temperature –25° C to +50° C
 Storage temperature –40° C to +70° C
 Relative humidity Rated for operation in non-condensing relative humidities between 5% and 95%

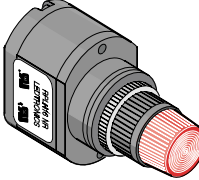


Selection Guide

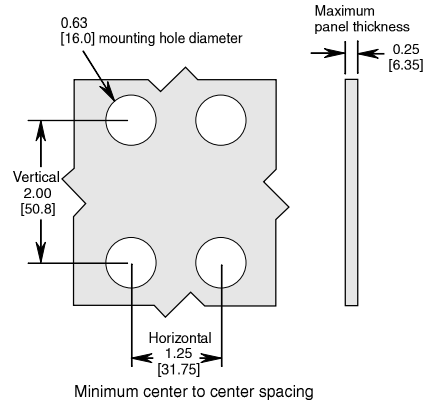
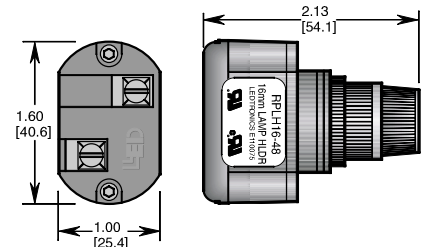
Part numbers are for complete assemblies – lens, lamp and lampholder

PilotLED Assembly Part Number

RPLH16-01*-01-02

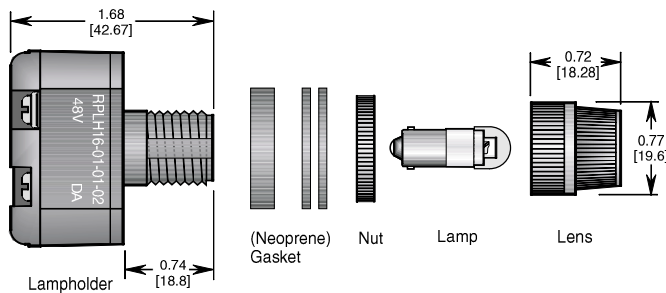
Series Incoming Voltage Lens Color LED Lamp Selection

16mm PilotLED	Assembly Part Number	Color	Volts*	Lens	Lamp
 Series RPLH16 UL File No. E110075	RPLH16-01-01-02	RED	48VDC**	RPLL16-CRF	RPLB-0201-28V
	RPLH16-01-02-02	AMBER	48VDC**	RPLL16-CAF	RPLB-0203-28V
	RPLH16-01-03-02	YELLOW	48VDC**	RPLL16-CYF	RPLB-0204-28V
	RPLH16-01-04-02	GREEN	48VDC**	RPLL16-CGF	RPLB-0206-28V
	RPLH16-01-05-02	BLUE	48VDC**	RPLL16-CBF	RPLB-0208-28V
	RPLH16-01-06-02	WHITE	48VDC**	RPLL16-TWF	RPLB-0209-28V
	RPLH16-01-07-02	CLEAR	48VDC**	RPLL16-CWF	RPLB-0210-28V
	RPLH16-02-01-02	RED	130VDC**	RPLL16-CRF	RPLB-0201-28V
	RPLH16-02-02-02	AMBER	130VDC**	RPLL16-CAF	RPLB-0203-28V
	RPLH16-02-03-02	YELLOW	130VDC**	RPLL16-CYF	RPLB-0204-28V
RPLH16-02-04-02	GREEN	130VDC**	RPLL16-CGF	RPLB-0206-28V	
RPLH16-02-05-02	BLUE	130VDC**	RPLL16-CBF	RPLB-0208-28V	
RPLH16-02-06-02	WHITE	130VDC**	RPLL16-TWF	RPLB-0209-28V	
RPLH16-02-07-02	CLEAR	130VDC**	RPLL16-CWF	RPLB-0210-28V	
	Replacement Lenses			Replacement Lamps	
	Part Number	Color		Part Number	Color
	RPLL16-CRF	RED		RPLB-0201-28V	RED
	RPLL16-CAF	AMBER		RPLB-0203-28V	AMBER
	RPLL16-CYF	YELLOW		RPLB-0204-28V	YELLOW
	RPLL16-CGF	GREEN		RPLB-0206-28V	GREEN
	RPLL16-CBF	BLUE		RPLB-0208-28V	BLUE
	RPLL16-TWF	WHITE		RPLB-0209-28V	WHITE
	RPLL16-CWF	CLEAR		RPLB-0210-28V	CLEAR

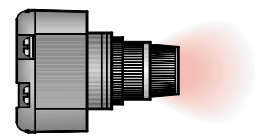


* Volts = full voltage. Customer defines incoming voltage, lamp in holder is made to that voltage. This holder contains no current limiting resistor. (Example RPLH16-24-01-02 [24 volt incoming source])

** 48 & 130VDC use an internal series resistor to drop the voltage across the LED bulb to 28 volts.



Illumination Pattern



Dimensions are approximate

Log # 013B Rev. 6-99



PilotLED® RPLH Panel Mount Lamp Assemblies

Selection Guide

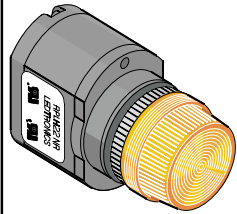
Part numbers are for complete assemblies – lens, lamp and lampholder

PilotLED Assembly Part Number

RPLH22-01*-01-02

Series Incoming Voltage Lens Color LED Lamp Selection

Assembly Part Number	Color	Volts*	Lens	Indoor Lamp	Outdoor Lamp
RPLH22-01-01-02	RED	48VDC**	RPLL22-CRF	RPLB-0201-28V	
RPLH22-01-02-02	AMBER	48VDC**	RPLL22-CAF	RPLB-0203-28V	
RPLH22-01-03-02	YELLOW	48VDC**	RPLL22-CYF	RPLB-0204-28V	
RPLH22-01-03-03	YELLOW	48VDC**	RPLL22-CYF		RPLB-0304-28V
RPLH22-01-04-02	GREEN	48VDC**	RPLL22CGF	RPLB-0206-28V	
RPLH22-01-05-02	BLUE	48VDC**	RPLL22-CBF	RPLB-0208-28V	
RPLH22-01-06-02	WHITE	48VDC**	RPLL22-TWF	RPLB-0209-28V	
RPLH22-01-07-02	CLEAR	48VDC**	RPLL22-CWF	RPLB-0210-28V	
RPLH22-02-01-02	RED	130VDC**	RPLL22-CRF	RPLB-0201-28V	
RPLH22-02-02-02	AMBER	130VDC**	RPLL22-CAF	RPLB-0203-28V	
RPLH22-02-03-02	YELLOW	130VDC**	RPLL22-CYF	RPLB-0204-28V	
RPLH22-02-03-03	YELLOW	130VDC**	RPLL22-CYF		RPLB-0304-28V
RPLH22-02-04-02	GREEN	130VDC**	RPLL22-CGF	RPLB-0206-28V	
RPLH22-02-05-02	BLUE	130VDC**	RPLL22-CBF	RPLB-0208-28V	
RPLH22-02-06-02	WHITE	130VDC**	RPLL22-TWF	RPLB-0209-28V	
RPLH22-02-07-02	CLEAR	130VDC**	RPLL22-CWF	RPLB-0210-28V	



Series RPLH22
UL File No. E110075



Replacement Lenses

Part Number	Color
RPLL22-CRF	RED
RPLL22-CAF	AMBER
RPLL22-CYF	YELLOW
RPLL22-CGF	GREEN
RPLL22-CBF	BLUE
RPLL22-TWF	WHITE
RPLL22-CWF	CLEAR



Replacement Lamps

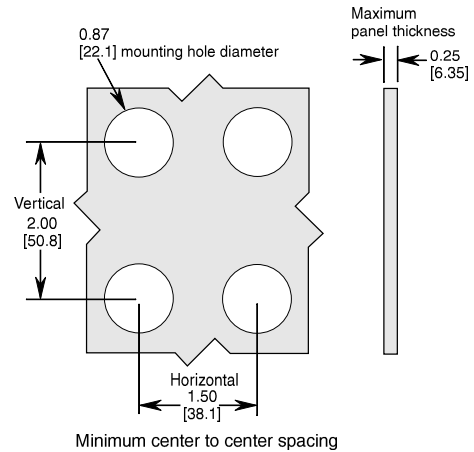
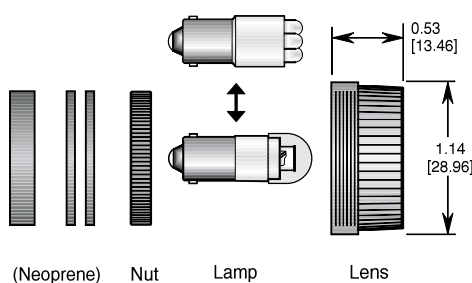
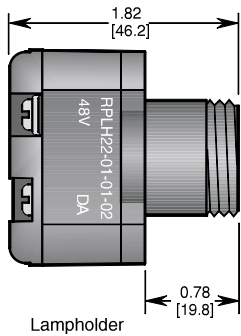
Part Number	Color
RPLB-0201-28V	RED
RPLB-0203-28V	AMBER
RPLB-0204-28V	YELLOW
RPLB-0304-28V	YELLOW
RPLB-0206-28V	GREEN
RPLB-0208-28V	BLUE
RPLB-0209-28V	WHITE
RPLB-0210-28V	CLEAR

Optional Replacement Lamps

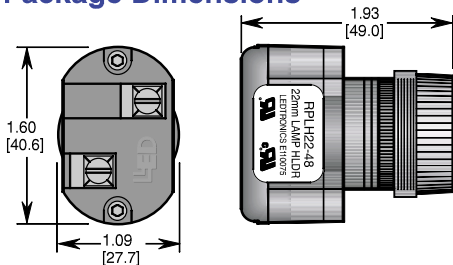
Part Number	Color
RPLB-0601-28V	RED
RPLB-0603-28V	AMBER
RPLB-0604-28V	YELLOW
RPLB-0606-28V	GREEN
RPLB-0608-28V	BLUE
RPLB-0609-28V	WHITE
RPLB-0610-28V	CLEAR

* Volts = full voltage. Customer defines incoming voltage, lamp in holder is made to that voltage. This holder contains no current limiting resistor. (Example RPLH22-24-01-02 [24 volt incoming source])

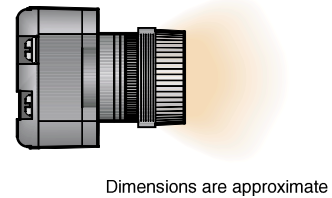
** 48 & 130VDC use an internal series resistor to drop the voltage across the LED bulb to 28 volts.



Package Dimensions



Illumination Pattern



Log # 013C Rev 6-99



PilotLED® RPLH Panel Mount Lamp Assemblies


Selection Guide

Part numbers are for complete assemblies – lens, lamp and lampholder

PilotLED Assembly Part Number
RPLH30-01*-01-05

Series Incoming Voltage Lens Color LED Lamp Selection

Assembly Part Number	Color	Volts*	Lens	Lamp
RPLH30-01-01-05	RED	48VDC**	RPLL30-CRF	RPLB-0501-28V
RPLH30-01-02-05	AMBER	48VDC**	RPLL30-CAF	RPLB-0503-28V
RPLH30-01-03-05	YELLOW	48VDC**	RPLL30-CYF	RPLB-0504-28V
RPLH30-01-04-05	GREEN	48VDC**	RPLL30CGF	RPLB-0506-28V
RPLH30-01-05-05	BLUE	48VDC**	RPLL30-CBF	RPLB-0508-28V
RPLH30-01-06-05	WHITE	48VDC**	RPLL30-TWF	RPLB-0509-28V
RPLH30-01-07-05	CLEAR	48VDC**	RPLL30-CWF	RPLB-0510-28V
RPLH30-02-01-05	RED	130VDC**	RPLL30-CRF	RPLB-0501-28V
RPLH30-02-02-05	AMBER	130VDC**	RPLL30-CAF	RPLB-0503-28V
RPLH30-02-03-05	YELLOW	130VDC**	RPLL30-CYF	RPLB-0504-28V
RPLH30-02-04-05	GREEN	130VDC**	RPLL30-CGF	RPLB-0506-28V
RPLH30-02-05-05	BLUE	130VDC**	RPLL30-CBF	RPLB-0508-28V
RPLH30-02-06-05	WHITE	130VDC**	RPLL30-TWF	RPLB-0509-28V
RPLH30-02-07-05	CLEAR	130VDC**	RPLL30-CWF	RPLB-0510-28V



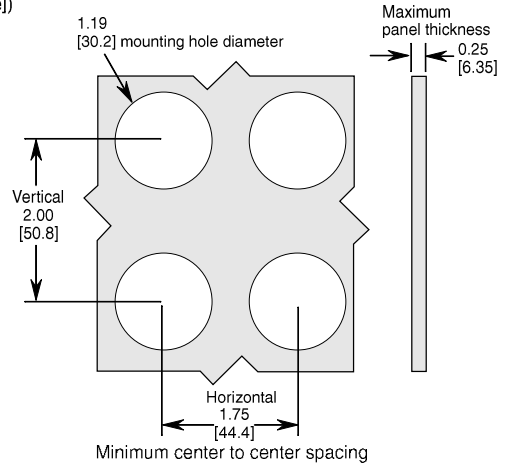
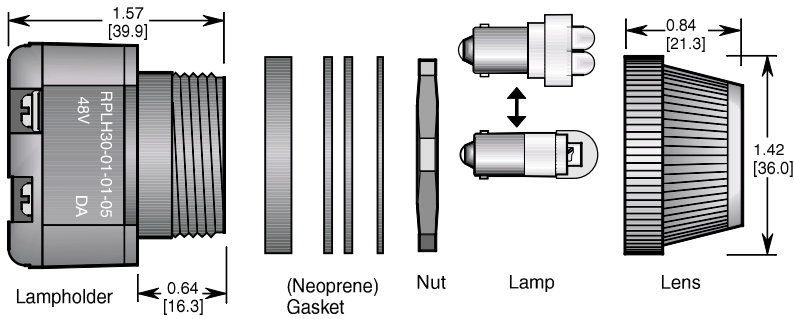
Series RPLH30
UL File No. E110075

Replacement Lenses	
Part Number	Color
RPLL30-CRF	RED
RPLL30-CAF	AMBER
RPLL30-CYF	YELLOW
RPLL30-CGF	GREEN
RPLL30-CBF	BLUE
RPLL30-TWF	WHITE
RPLL30-CWF	CLEAR

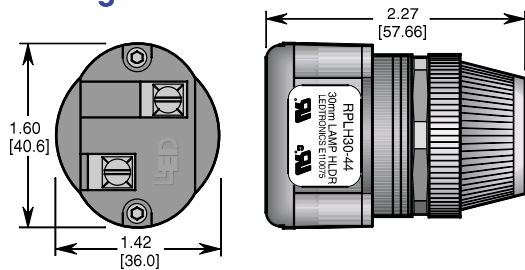
Replacement Lamps	
Part Number	Color
RPLB-0501-28V	RED
RPLB-0503-28V	AMBER
RPLB-0504-28V	YELLOW
RPLB-0506-28V	GREEN
RPLB-0508-28V	BLUE
RPLB-0509-28V	WHITE
RPLB-0510-28V	CLEAR

Optional Replacement Lamps	
Part Number	Color
RPLB-0601-28V	RED
RPLB-0603-28V	AMBER
RPLB-0604-28V	YELLOW
RPLB-0606-28V	GREEN
RPLB-0608-28V	BLUE
RPLB-0609-28V	WHITE
RPLB-0610-28V	CLEAR


* Volts = full voltage. Customer defines incoming voltage, lamp in holder is made to that voltage.
This holder contains no current limiting resistor (Example RPLH30-24-01-05 [24 volt incoming source])
** 48 & 130VDC use an internal series resistor to drop the voltage across the LED bulb to 28 volts.



Package Dimensions



Illumination Pattern



Dimensions are approximate